

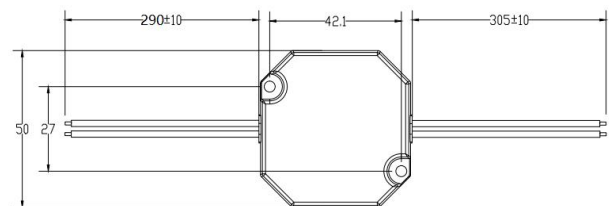
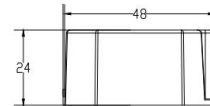


SWITCH TO BRIGHTER FUTURE

Product data sheet: MINIDxx-12 Series

Features

- Super compact design
- Dimmable constant voltage driver
- Analogue flicker-free
- Dimming with leading edge or trailing edge dimmer
- Smooth dimming compatible with most dimmer
- Dimming range 1...100%
- Primary and secondary sides come with leads
- Protections: opencircuit, shortcircuit, overload, Overtemperature
- DC input compatible (176-250V DC)
- SELV equivalent



Applications

- Office
- Shop
- Hospitality
- Public areas

Approbations & Certifications

CE

Housing properties

- Housing material: plastic, white.
- Type of protection IP65.

Electrical Specifications

Type		Unit	MINID12-12		MINID24-12		
INPUT	Nominal voltage	V	220 – 240				
	Nominal frequency	Hz	50 / 60				
	AC voltage range	V	198 – 264				
	DC voltage range	V	176 - 250				
	Nominal current	A	0.08				
	THD (Full load)	%	≤ 25				
	Power factor (Full load)		0.95				
	Efficiency (Full load)	%	77				82
	Turn on time	ms	≤ 500				
	No load	W	N/A				
	Standby power	W	N/A				
	Protection class		N/A				
	Inrush current(Cold start)	A pk	5 (th = 100 μs)				
	Max.units per circuit breaker		B10:125 B13:162 B16:200 B20:250 C10:125 C13:162 C16: 200 C20:250				
OUTPUT	Nominal voltage	V	12				24
	Maximum voltage	Vdc	≤ 16				≤ 27
	Output current range	A	0.2 - 1				0.1 – 0.5
	Voltage accuracy	%	± 5				
	Ripple & Noise	mV	≤ 3600				
	Pst LM		≤ 1				
	SVM		≤ 0.9				
	Nominal power range	W	2.4 – 12				
	Maximum power	W	12				
	Galvanic isolation		SELV				
ENVIRONMENT	Ambient temperature range ta	°C	-20 ...+50				
	Maximum case temperature tc	°C	90				80
	Max. Case temp. In fault condition	°C	110				
	Storage temperature range	°C	-20 ...+70				
	Relative humidity	%	5 ... 85 (Not condensing)				
	Surge transient protection	kV	0.5 (L/N acc to. EN 61547 Clause 5.7)				
	Environmental rating		Indoor/Outdoor				
	IP rating		IP 65				
	Mains switching cycles		> 100,000				
Expected lifetime	h	50,000 (0.2% / 1'000 h failure rate)					

*All parameters NOT specially mentioned are measured at 230VAC input ,rated current and 25°C of ambient temperature

Protections

Over temperature

Yes

Over load

Yes

No load

Yes

Short circuit

Yes

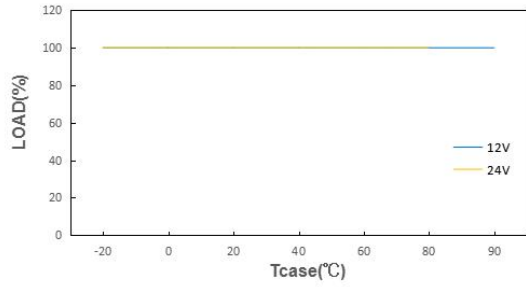
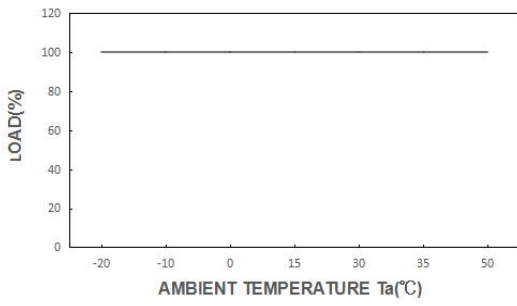
Input overvoltage

Maximum allowed input voltage 264V AC

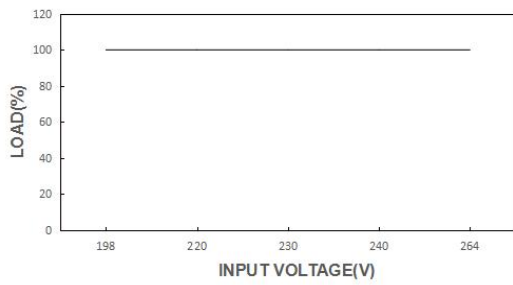
Output overcurrent

Yes

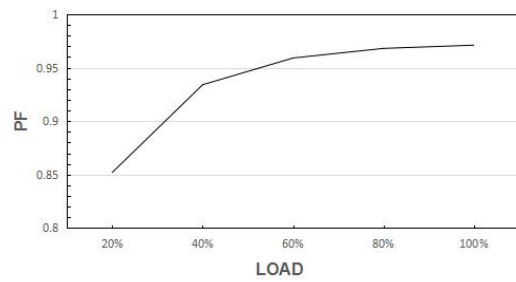
OUTPUT LOAD vs TEMPERATURE



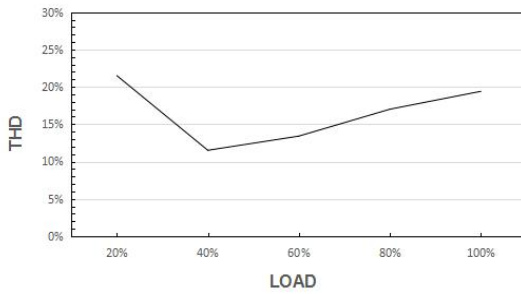
STATIC CHARACTERISTIC



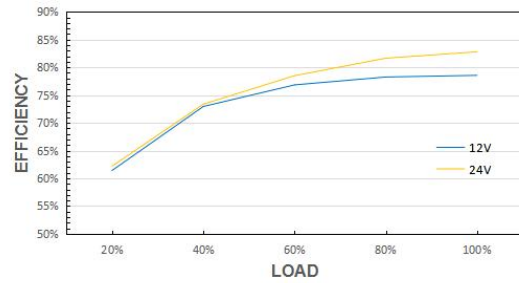
POWER FACTOR (PF) CHARACTERISTIC



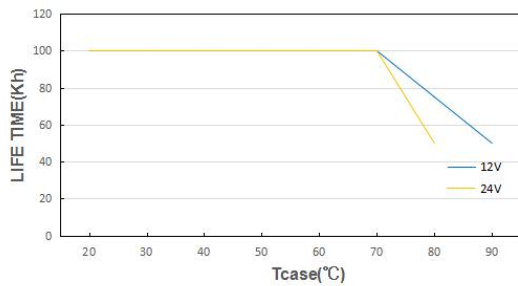
TOTAL HARMONIC DISTORTION (THD)



EFFICIENCY vs LOAD



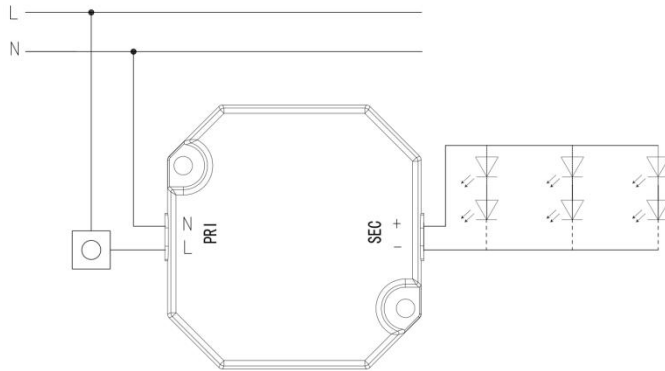
LIFE TIME



*The graph is for reference only, and the detailed values refer to the parameter table

Wiring Diagram

Max. cable length -system:	2m
Dimensions(LxWxH):	50 x 48 x 24 mm
Mounting hole spacing, length:	42.1 x 27 mm
Input wire, length	290 ± 10 mm
output wire, length	305 ± 10 mm
Weight:	98 ± 5 g



Input wire: VDE H03VVH2-F 0.75mm²; Output wire: UL 1007 18AWG.

Hot plug-in or secondary switching of LEDs is not permitted and may cause a very high current to the LEDs.

Remarks

-**Touch current:** lower than 0.7 mA, according to EN 60598-1 annex. G and EN 61347-1 annex A

Standards

EN 61347-1
EN 61347-2-13
EN 62384
EN 55015
EN 61000-3-2
EN 61000-3-3
EN 61547
EN 60598-1
IEE1789
(EU) 2019/2020

Manufacturer's address:

No.4,Tongfu Road,Tong'an Industrial Center,Tong'an District,Xiamen,Fujian,China

www.actec.com